


AMITABH AGRAWAL & CO.**CHARTERED ACCOUNTANTS**

Office :- 109, Wallfort Ozone, Fafadih Chowk, Raipur - (C.G.)
Ph.No.0771 - 4065350 (D) Ph.No.0771 - 4065301 to 320,
MOB. 098931 - 21111 Email : amitabhagl@yahoo.com

To,
The Board of Directors of
Vaswani Industries Limited

1. We have reviewed the accompanying statement of standalone unaudited financial results (the "Statement") of **Vaswani Industries Limited** (the "Company") for the quarter ended 31st December, 2022 and the year to date results for the period 1st April 2022 to 31st December 2022, being submitted by the Company pursuant to the requirements of Regulation 33 of the SEBI (Listing Obligations and Disclosure Requirements) Regulation, 2015 (as amended), including relevant circulars issued by the SEBI from time to time.
2. This statement, which is the responsibility of the Company's Management and has been approved by the Company's Board of Directors, has been prepared in accordance with the recognition and measurement principles laid down in Indian Accounting Standard 34, (Ind AS 34) "Interim Financial Reporting" prescribed under Section 133 of the Companies Act, 2013 as amended, SEBI circular CIR/CFD/FAC/62/2016 dated 5th July 2016 (herein after referred to as "the SEBI circular), and other accounting principles generally accepted in India. Our responsibility is to express a conclusion on the Statement based on our review.
3. We conducted our review of the Statement in accordance with the Standard on Review Engagements (SRE) 2410 "Review of Interim Financial Information Performed by the Independent Auditor of the Entity", issued by the Institute of Chartered Accountants of India. A review of interim financial information consists of making inquiries, primarily of persons responsible for financial and accounting matters, and applying analytical and other review procedures. A review is substantially less in scope than an audit conducted in accordance with Standards on Auditing specified under section 143(10) of the act, and consequently does not enable us to obtain assurance that we would become aware of all significant matters that might be identified in an audit. Accordingly, we do not express an audit opinion.
4. Based on our review conducted and procedures performed as stated in paragraph 3 above, nothing has come to our attention that causes us to believe that the accompanying statement prepared in accordance with the recognition and measurement principles laid down in the aforesaid Indian Accounting Standards 34 ('Ind AS') specified under Section 133 of the Companies Act, 2013 as amended, the SEBI circular and other accounting principles generally accepted in India, has not disclosed the information required to be disclosed in accordance with the requirements of Regulations 33 of the SEBI (Listing Obligations and Disclosure Requirements) Regulation, 2015 (as amended), including the manner in which it is to be disclosed, or that it contains any material misstatement.

FOR, AMITABH AGRAWAL & COMPANY
CHARTERED ACCOUNTANTS,
FRN 006620C


AMITABH AGRAWAL
PARTNER
M.NO.075315
UDIN - 23095315BGRYVCU2301

Place: Raipur
Date: 14.02.2023

VASWANI INDUSTRIES LIMITED


CIN:L28939CT2003PLC015964

Regd. Office : BAHESAR ROAD, NEAR CYCLE PARK, VILL - SONDRRA PHASE-II, INDUSTRIAL AREA, SILTARA RAIPUR CG 493221

STATEMENT OF STANDALONE UNAUDITED RESULTS FOR THE QUARTER & NINE MONTH ENDED 31ST DECEMBER '2022

(Rs. IN LAKHS)

S.NO	Particulars		For the Quarter ended			For Nine month ended		Year ended
			31-Dec-22	30-Sep-22	31-Dec-21	31-Dec-22	31-Dec-21	31-Mar-22
			(Unaudited)	(Unaudited)	(Unaudited)	(Unaudited)	(Unaudited)	(Audited)
I	Revenue from operations:		8,983.61	8,663.31	8,651.45	28,040.91	25,460.43	37,442.07
II	Other income		3.92	51.24	7.26	115.42	31.60	78.37
III	Total Income from Operations	I+II	8,987.53	8,714.55	8,658.71	28,156.33	25,492.03	37,520.44
IV	EXPENSES							
	a. Cost of materials consumed		6,272.33	6,797.73	5,851.79	20,193.02	18,669.94	27,019.13
	b. Cost of traded goods sold		747.66	867.46	1,040.68	3,294.96	2,564.16	4,238.77
	c. Changes in inventories of finished goods		471.59	(430.38)	278.86	239.41	(23.64)	(235.35)
	d. Employees benefits expenses		222.73	234.98	193.03	662.06	546.39	786.27
	e. Finance costs		232.56	215.07	227.83	652.45	621.67	887.44
	f. Depreciation and amortisation expenses		93.14	34.65	109.18	276.17	329.13	365.32
	g. Other Expenses		639.33	749.94	905.77	2,020.87	2,480.15	3,736.68
	Total expenses (a+b+c+d+e+f+g)	IV	8,679.32	8,469.45	8,607.12	27,338.94	25,187.79	36,798.26
V	Profit/Loss before exceptional items and tax	(III-IV)	308.21	245.10	51.59	817.38	304.24	722.18
VI	Exceptional items		-	-	-	-	-	-
VII	Profit/Loss before and tax	V-VI	308.21	245.10	51.59	817.38	304.24	722.18
VIII	Tax Expense							
	a) Current Tax		91.43	57.91	85.70	234.65	116.24	203.02
	b) Deffered Tax		108.10	8.41	39.96	97.06	81.77	76.89
IX	Profit/(loss) for the period	VII-VIII	108.68	178.78	(74.08)	485.67	106.22	442.27
X	Other comprehensive income							
	A. (i) Items that will not be reclassified to profit and loss:		-	-	-	-	-	4.13
	(ii) Income tax relating to items that will not be reclassified to profit or loss		-	-	-	-	-	-
	B. (i) Items that will be reclassified to profit or loss		-	-	-	-	-	-
	(ii) Income tax relating to items that will be reclassified to profit or loss		-	-	-	-	-	-
XI	Total Comprehensive Income for the period	IX+X	108.68	178.78	(74.08)	485.67	106.22	446.40
	[Comprising Profit (Loss) and Other comprehensive Income for the period]							
XII	Paid-up Share Capital (par value Rs. 10/- each fully paid up)		3,000.00	3,000.00	3,000.00	3,000.00	3,000.00	3,000.00
XIII	Earnings per equity share (Par value Rs. 10 each)							
	i) Basic		0.36	0.60	(0.25)	1.62	0.35	1.47
	ii) Diluted		0.36	0.60	(0.25)	1.62	0.35	1.47

BY ORDER OF THE BOARD
FOR VASWANI INDUSTRIES LIMITED
For, Vaswan Industries Ltd.

Director

SATYA NARAYAN GUPTA
DIRECTOR
DIN:09517381

Place: Raipur
Date : 14.02.2023

VASWANI INDUSTRIES LIMITED

CIN:L28939CT2003PLC015964

Regd. Off. :- Bahesar Road, Near Cycle Park, Vill. - Sondhra, Siltara Phase - II, Raipur (C.G.)


Unaudited Standalone Segment-wise Revenue, Results and Capital Employed for the Quarter & Nine Month ended 31st December '2022

(Rs. IN LAKHS)

SL. No.	Particulars	For the Quarter ended			For Nine month Ended		Year ended
		31-Dec-22 (Unaudited)	30-Sep-22 (Unaudited)	31-Dec-21 (Unaudited)	31-Dec-22 (Unaudited)	31-Dec-21 (Unaudited)	31-Mar-22 (Audited)
1	Segment Revenue						
	a. Iron & Steel (Including Other Income)	8,907.76	8,239.68	8,262.07	27,374.88	24,025.19	35,279.66
	b. Power (Including Other Income)	79.77	474.86	396.64	781.45	1,466.84	2,240.78
	c. Real Estate	-	-	-	-	-	-
	d. Agri Products	-	-	-	-	-	-
		8,987.53	8,714.55	8,658.71	28,156.33	25,492.03	37,520.44
	Less : Inter Segment Revenue	93.62	1,821.54	383.06	795.30	1,440.18	2,199.55
	Net Sales / Income from operations	8,893.91	6,893.00	8,275.65	27,361.03	24,051.85	35,320.89
2	Segments Results						
	a. Iron & Steel	553.32	259.88	307.27	1,572.88	488.71	774.75
	b. Power	(12.57)	200.28	(27.86)	(103.04)	437.19	834.88
	c. Real Estate	-	-	-	-	-	-
	d. Agri Products	-	-	-	-	-	-
		540.76	460.16	279.41	1,469.84	925.90	1,609.63
	Finance Cost	(232.56)	(215.07)	(227.83)	(652.45)	(621.67)	(887.44)
	Other Unallocable Expenses (Net of Other Un-allocable Income)	-	-	-	-	-	-
	Total Profit Before Tax	308.20	245.10	51.59	817.38	304.24	722.18
	Tax Expense	199.52	66.32	125.67	331.71	198.02	279.91
	Total Profit After Tax	108.68	178.78	(74.08)	485.67	106.22	442.27
	Add: Other Comprehensive Income	-	-	-	-	-	4.13
	Total Comprehensive Income	108.68	178.78	(74.08)	485.67	106.22	446.40
3	Segment Assets						
	a. Iron & Steel	17,210.86	17,211.23	16,878.32	17,210.86	16,878.32	17,804.38
	b. Power	2,224.66	2,261.85	2,255.52	2,224.66	2,255.52	2,285.69
	c. Real Estate	667.75	667.75	426.13	667.75	426.13	426.13
	d. Agri Products	128.41	128.41	274.43	128.41	274.43	128.41
	e. Unallocated	2,443.22	2,141.51	969.79	2,443.22	969.79	1,055.28
		22,674.90	22,410.74	20,804.20	22,674.90	20,804.20	21,699.89
4	Segment liabilities						
	a. Iron & Steel	9,963.97	9,659.94	8,309.60	9,963.97	8,309.60	9,258.09
	b. Power	-	-	-	-	-	-
	c. Real Estate	-	-	-	-	-	-
	d. Agri Products	-	-	-	-	-	-
	e. Unallocated	691.76	948.40	847.23	691.76	847.23	1,005.37
		10,655.73	10,608.34	9,156.83	10,655.73	9,156.83	10,263.46
5	Equity/Capital Employed	12,019.17	11,802.40	11,647.37	12,019.17	11,647.37	11,436.43
	Total (4+5)	22,674.90	22,410.74	20,804.20	22,674.90	20,804.20	21,699.89

BY ORDER OF THE BOARD
FOR VASWANI INDUSTRIES LIMITED

For, Vaswani Industries Ltd.


Director

SATYA NARAYAN GUPTA
Director
DIN:09517381

Place: Raipur
Date : 14.02.2023

Notes :-

1	The financial results for the quarter ended 31st December, 2022 were reviewed by the Audit Committee and approved by the Board of directors at their respective meeting held on 14.02.2023 and the limited review of the same has been carried out by the auditors.
2	These results have been prepared in accordance with the companies (Indian Accounting Standards) Rules, 2015 (Ind AS) prescribed under section 133 of the companies act, 2013 and other recognised accounting practices and policies, to the extent applicable.
3	Previous period figures have been regrouped / reclassified to be in conformity with current period's classification / disclosure, wherever necessary.

BY ORDER OF THE BOARD
FOR VASWANI INDUSTRIES LIMITED

For, Vaswani Industries Ltd.


Director

Place: Raipur
Date: 14.02.2023

SATYA NARAYAN GUPTA
Director
DIN:09517381